



This 2-channel TTL relay board boasts two SPDT relays and drivers, providing a convenient way to add relay outputs to your project.

This 2-channel TTL relay board provides three different relay coil voltages (5, 12, 24 VDC) for selection allowing you to switch high-current loads such as AC appliances and motors. The relay coil voltage you select does not affect what voltage is needed for the input control signals and also has no effect on the voltages you can switch with the relay contacts. This board offers two SPDT relays with convenient screw terminal connections for the inputs and contacts. It also includes active driver circuitries which allow lower current input signals (such as 5V TTL) to be used. The relay contacts are electrically isolated from the rest of the board, making the board a valuable tool for such applications using AC and DC loads. The status of each relay is indicated visually by LEDs. In addition, with this relay board, any logic-level signal (5V) or higher-voltage signal (up to 30V) can be used to control a relay.

Key Features

- ✓ LED indicator for each relay
- ✓ Two SPDT relays and drivers
- ✓ Accepts TTL logic level inputs
- ✓ Relay contacts rated for 15A at 250VAC
- ✓ Screw terminals and 0.1" header for input control signals (either can be used)
- ✓ Screw terminals for outputs (accepts 12-24 AWG wire)
- ✓ Screw terminals and DC power jack for power input (either can be used)
- ✓ Rubber feet or DIN rail mount
- ✓ Convenient for CNC projects



Technical Specifications

Electrical Characteristics

Model	5 V	12 V	24 V
DC Power Supply Input Range	4.8 V to 7.5 V	11 V to 16 V	20 V to 28 V
Nominal Relay Coil Current per Activated Relay	65 mA	37 mA	21 mA
Maximum Leakage Current	0.1 mA		
Minimum Turn-off Threshold for Input Control	0.7 V		

Signals

Maximum Turn-on Threshold for Input Control	2.7 V
---	-------

Signals


Maximum Allowable Input Control Signal Voltage	30 V
Input Control Signal Current Requirement, Typical (per channel)	Input signal at 2.7V: 0.78 V Input signal at 5.0V: 1.95 V
Relay Contact Rating at 250 V AC	15 A

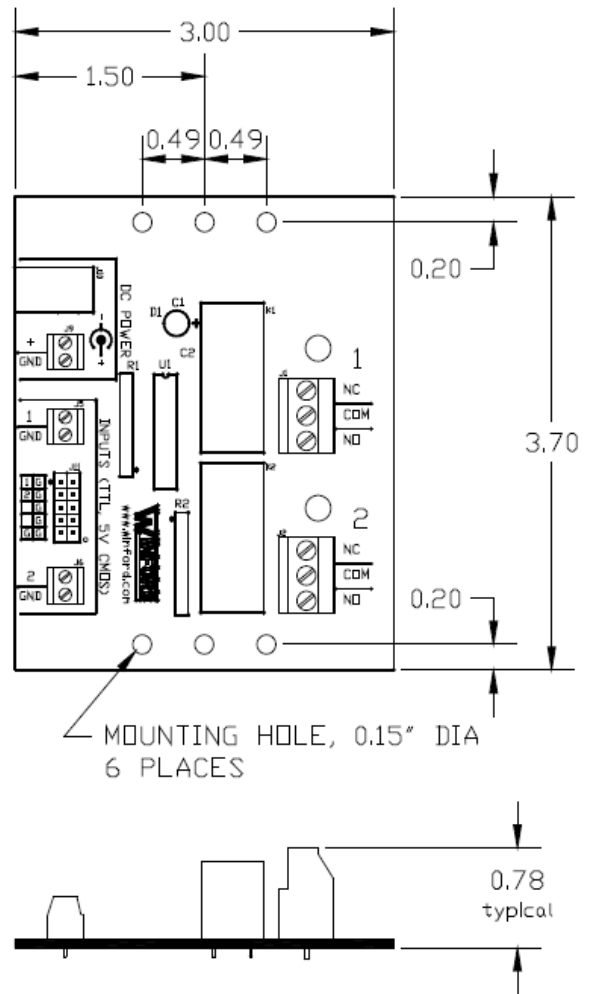

Operating Conditions

Ambient Temperature Range	-25°C to 75°C
Relative Humidity Range	5% to 85% RH, non-freezing, non condensing

Screw Terminal Wire Sizes

Input Control Signals and Power	16AWG to 26 AWG
Relay Contacts	12AWG to 24 AWG





GAO Group

- GAORFID.com
- GAOTek.com
- GAORFIDAssetTracking.com
- GAOComm.com
- GAOInstruments.com
- GAOFiberOptics.com
- GAOEmbedded.com
- GAOResearch.com

Toll Free (USA & Canada)

1-877-585-9555

All Other Areas

416-292-0038

Dial Ext.601 for Sales
Ext.602 for Other Inquiries

sales@GAORFID.com